



**TANA**

# **TANA LANDFILL COMPACTORS**

**TANA H SERIES - THE MOST PRODUCTIVE  
COMPACTORS ON THE MARKET**

**TANA FROM WASTE TO VALUE®**

# 50 years of research and development

World's first landfill compactor in 1971



TANA EVOLUTION



1971



1984



1990



1997



2001

# We know our responsibility and machines

It is a matter of honor for us that our customers share our feeling of confidence. We put serious effort into proactive maintenance because we want to keep our promise.

When developing sustainable machines, systems and services, we take into account the entire life cycle of our machines, thus creating added value for our customers. We offer many solutions to boost productivity and optimize fuel economy, as well as services to ensure a longer lifetime of existing machines.

It is all about working together globally and locally. We provide sales and service to over 50 countries worldwide. Authorized Tana distributors are highly qualified in the field of heavy machines. They represent Tana locally on their territory throughout the lifespan of the machines by providing **technical support, after sales services and spare parts**.

Find your nearest Tana distributor at [tana.fi](http://tana.fi)



# The most productive compactor on the market

## Supported by actual customer results

This highest rate of compaction is achieved by TANA's unique design: the rigid frame utilizes the weight of the machine through the twin drums.

The unique full-width twin drum design of TANA compactors reduces the number of passes required from 6 to 4. This generates savings both in time and fuel.

The end result is a smooth, firmly compacted area. Waste trucks can drive safely and quickly to the tipping area for unloading with minimized risk of vehicle breakdowns caused by unevenly compacted ground.

## Value through better compaction

By achieving a better compaction rate, you can extend the landfill's life expectancy by several years. Each additional year and month increases the value of the landfill.

## Smart and efficient

TANA landfill compactors offer the most advanced smart tools to increase efficiency even further.

TANA ProTrack® offers built-in intelligence inside every TANA landfill compactor. It collects all essential information for optimizing operations with transparent online data.

The collected data can be used to streamline operations, motivate employees and increase their productivity.



# How we guarantee it

## Benefits of TANA compactors

Improve profits through increased revenues and/or reduced expenses

- Greatly extend the life of the landfill
- Improve all vehicle cycle times in and around tipping area
- Reduce amount of leachate created
- Reduce landslides and cave-ins
- 40-60% less cover soil required thanks to level surface
- Greatly reduce risk of fire
- Reduced chassis damage to all vehicles on site - smooth compacted surface


## Roller compaction (TRC) method

- Two full-width passes create uniform compaction
- Maximum capacity, tons per hour
- Excellent traction with no loss of compaction force
- Smooth, level surface
- Maximum force applied to high spots without blade digging in
- No cab swing or weight shift
- 160 to 220 cleats per compactor maximize crushing force
- Even load spreading provides maximum compaction
- 28 to 40 scraper bars keep drums clean and 8 wire cutters eliminate wrapping

## Twin drums provide full-width compaction

- Reduces waste blow-out created by wheeled compactors
- Faster compaction by eliminating the need for the operator to drive over mounds repeatedly, which often creates more problems in the process
- Maximum compaction is achieved in less time
- 15-25% more waste compacted per sq. yard
- 30-40% less time to compact area - saves fuel, labor and servicing needs

The weight of a TANA landfill compactor is optimally distributed over the waste through the rigid frame construction, the two full-width drums and the crushing teeth. A traditional four-wheeler extrudes large amounts of waste from the middle and the sides, which means more passes for the same compaction level, and thus lower efficiency.





## 100% Coverage

On average TANA landfill compactor covers 30% more area per pass.

# Increase in revenues

## Better airspace management

Landfilling remains an important part of the waste management process. Optimizing the incoming waste streams and their handling at the site leads to a more efficient process and increased revenues. The more waste that can be landfilled at a specific site in the densest possible layers, the longer the landfill can remain operational and generate income for the owner.

## Efficient operations maximize airspace management

Maximizing airspace management on a landfill site depends on the overall efficiency of operations and the compaction rate.

It has been proven that evenly compacted waste masses settle more evenly. A smooth compaction surface yields less pockets and

unseen soft spots, dramatically reducing the amount of cover material/soil required. As a result, the overall operating costs are reduced and the lifetime of the landfill may be stretched considerably.

## Reduced fuel consumption

More efficient and faster operations mean lower fuel consumption. Numerous tests have proven that a TANA compactor can outperform the competitors by a 8-12 % savings in fuel consumption.

## Lower use of cover soil

A TANA compactor's better compaction rate with a smoother surface reduces the use of cover soil by 50 %.



**airspace saved**





# Comparison: a rigid frame vs. an oscillating frame


A rigid frame results in a smooth, firmly compacted area. Waste trucks can drive safely and quickly to the tipping area for un-loading with minimized risk of vehicle breakdowns caused by unevenly compacted ground.

A TANA compactor's rigid frame maximizes the weight distribution of compaction over an area with uneven bumps.

Crushing force is always

**50%**

of the total compactor weight and the blade stays even and does not dig in

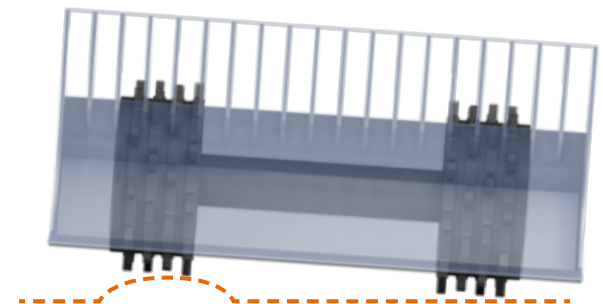


A traditional four-wheeler compactor with an oscillating frame loses its compaction force in uneven areas.

Crushing force is never more than

**25%**

of the total compactor weight and the blade tip gouges the waste







**New  
operational  
standard and  
ergonomics**



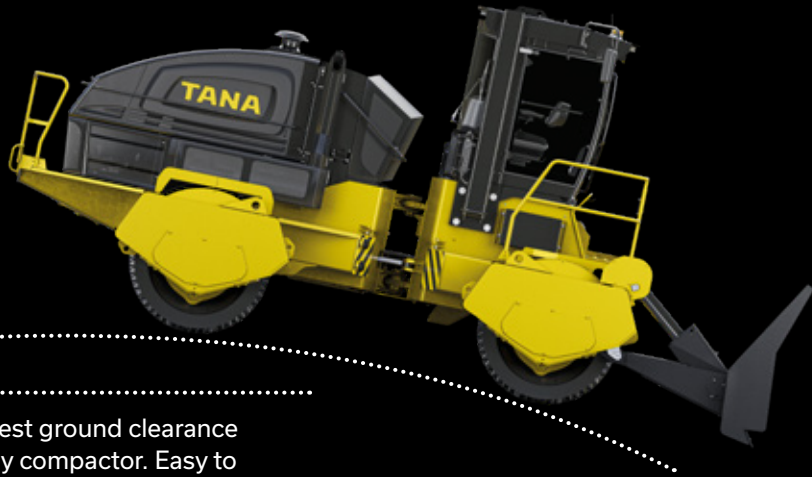
Covers for H260/320 models open from the top, H380-520 models to the sides



Unobstructed forward visibility makes it safe and easy to operate the compactor.



- Easy access for maintenance\*
- Safe walk-around design
- Well guarded and shielded from random debris.




Highest ground clearance of any compactor. Easy to operate on rough terrain.

Safe design without belly pans: no debris accumulation that could cause fire hazards.



Full visibility - the best on the market.



# Safety

Safety is enhanced by superior visibility and new rear-view mirrors. New cab features:

- More space inside the cab
- Larger doorways
- Better visibility
- Quieter driver environment
- New seat, armrests & joysticks for better ergonomics
- New TCS display & user interface
- New HVAC: more cooling & heating capacity, better airflow
- Improved air filtration (HEPA)
- New lights (LED panels)
- New options: mirror cameras





# Comfort

Comfort in the cab is ensured by an adjustable seat, plenty of legroom and easy access. Air conditioning and low noise levels make operating even more comfortable.

- Sun protection film for cabin windows
- Cleaning brush for shoes (outside the cabin)
- Heated mirrors
- Cabin pre-heater
- Electric cooler with twin-cupholder
- New options: cooled lunch box, seat with A/C



High resolution color touchscreen for easy operation.

# Manage your operations with real-time data

Tools for gathering information

## TANA ProTrack® ensures high uptime

TANA ProTrack® is the ultimate information management tool for receiving monthly reports and for providing real-time remote access to the machine.

The tool provides valuable information by automatically tracking the working hours and workloads. It also collects data on the compactor's operating costs, such as fuel consumption.

TANA ProTrack® improves your business by maintaining a high uptime. It does this by

providing automatic notifications on service intervals and by informing about critical alarms.

## A fast and easy way for making service requests

The remote access on TANA ProTrack® provides fault codes and detailed data on alarms to help TANA and the local service representative to troubleshoot the problem.

TANACONNECT 



# Maximum uptime and efficiency

## TANA Control System (TCS)

The TANA Control System (TCS) monitors and controls all system functions. While TANA ProTrack® enables access to view the machine status and operations remotely, TCS is designed for local use as a tool for the operator.

TCS provides such information as the remaining amount of fuel, engine coolant temperature, hydraulic oil temperature and engine oil temperature. It also gives alarm notifications when something is out of its range.

The information in the alarm log helps with immediate troubleshooting on site.

TCS monitors the performance of the engine and all other major components, including the powertrain and auxiliary hydraulics. The system also features test point adapters for easy hydraulic system checks. In addition to the above, TCS reminds the operator of scheduled service at 250-hour intervals.

## TANA Control System - New User Interface:

Comprehensive adjustment options

- Air conditioning
- Drive mode (SMART - POWER)
- Steering ratio
- Left-hand or right-hand steering
- Idle speed (can be raised to further improve heating in cold conditions)
- Clock display mode
- Screen brightness
- Units of measurement
- Language options

Comprehensive diagnostic options

- Pressures
- Temperatures
- Surface levels
- Control system diagnostics
- Diesel engine data


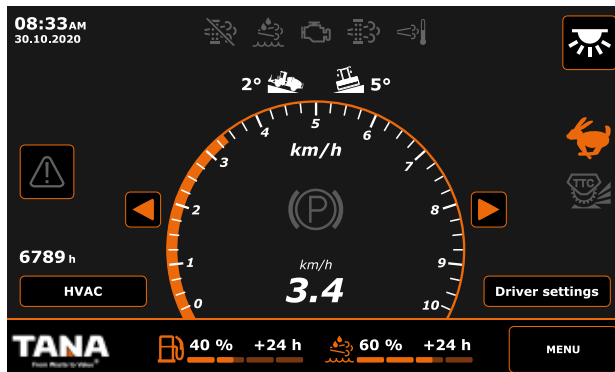
## GPS

Key advantages for using GPS (e.g. Carlson):

- Maximize airspace management and operating savings every day
- Maximize uptime
- Operational efficiency
- User-friendly

Main features commonly are:

- Remote monitoring, reporting and productivity tracking of machines
- Record placement of hazardous materials, such as asbestos
- Proximity warnings between machines and other assets, such as vehicles and man-rovers
- Avoidance zones, such as gas wells and hazardous material placement
- Eliminates overfill for outer design slopes
- True recording of actual material placement



# Special highlights & features

Best overall cab visibility in its class, low noise levels and superb ergonomics are the design highlights of TANA compactors from the operator's perspective.

## Design features

- Superb ergonomics based on extensive research and experience
- Falling Object Protection Structure (FOPS) integrated with Roll-Over Protection Structure (ROPS)
- Cab isolated from machine and engine vibration
- Cab located on the front frame to provide best visibility to the dozer blade
- Cab located as far away from the engine as possible to reduce noise and heat effects
- Optimal climate control provided by heater, ventilation and air conditioning

## Operational features

- Joysticks integrated into the operator's seat
- Automatic HVAC control
- Triple-laminated safety glass all around
- Sun protected cab window (optional)
- 8 halogen working lights/optional LED light bars
- Air-suspended seat
- Intermittent wiper-washers on windscreen and rear window
- Pressurized, sound and heat isolated cab
- Replaceable cabin air filters
- Emergency exit, lockable door



## Silent Cabin

Cab noise level (LpA) as low as 63 dB, depending on the model. Reduced heat and noise from engine due to forward cab placement.



## Engine Area

Easy maintenance access. Well protected from waste debris and objects.

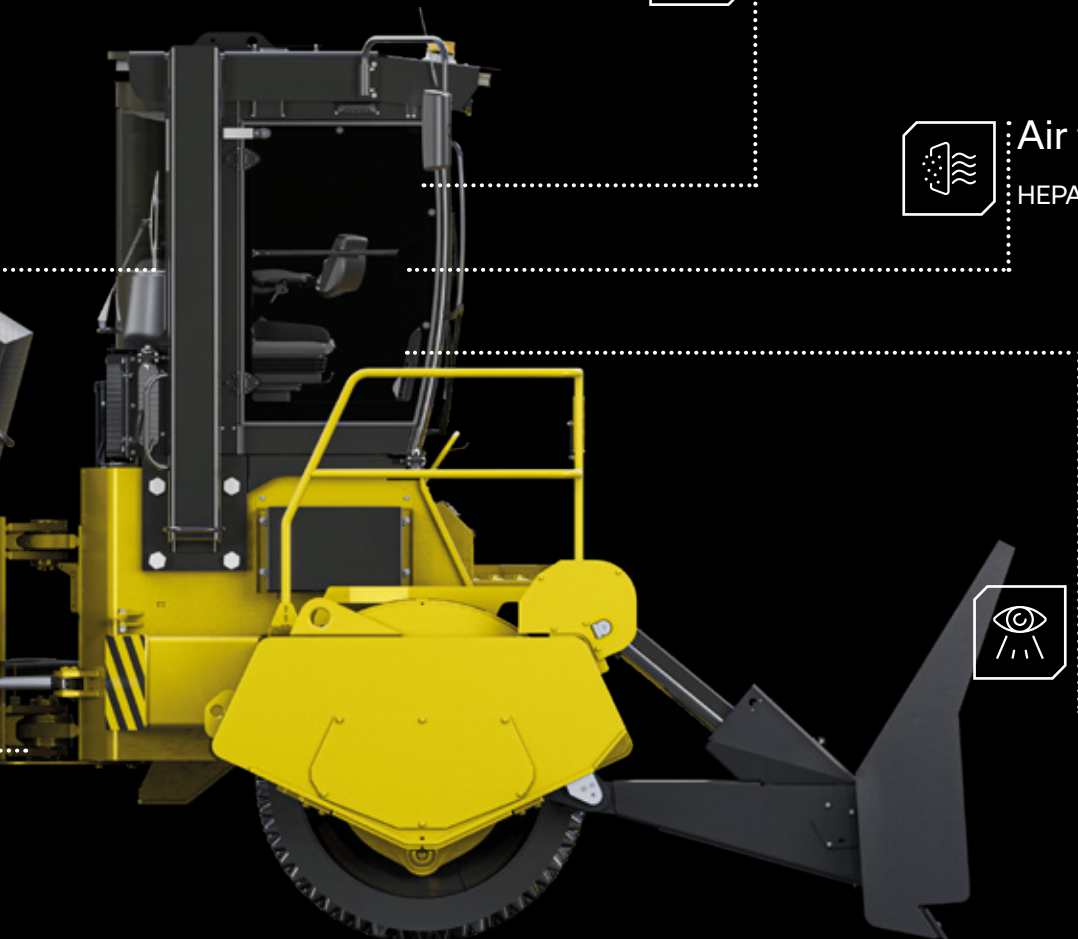


## Ground clearance

High ground clearance of 840 mm eliminates the need for belly pans.







## Visibility

Improved visibility and larger cab.



## Air filtering

HEPA filtering in the cab.



## Forward visibility

Full forward visibility for accurate operation.



## Gradeability

Good gradeability due to a low center of gravity. Safe to operate in steep conditions.

## Comfort features

- Drink container holder, shelf and lockers
- Roll-down sun visor
- AM/FM radio CD player / MP3 unit
- Socket for mobile phone recharge
- Heater and A/C unit

## Smart features

- Easy-to-use Tana Control System (TCS) LCD panel informs the operator of all machine functions
- TANA ProTrack® remote management system
- 2 driving modes (SMART & POWER) and 2 driving speeds (TURTLE & RABBIT)

## Service kits

TANA Service Kits contain all the filters and accessories needed for scheduled maintenance. When it is time for a scheduled maintenance, everything except oils and liquids are provided in one box ready to go.



## TANA LANDFILL COMPACTORS

Superior design. Nonoscillating, rigid frame utilizes the weight of the machine through the full-width drums and the crushing teeth. The end result is a smooth, firmly compacted area. With a TANA landfill compactor you can achieve highest level of compaction and save on average 10%.

---

### H260

EU Stage IIIA/U.S. EPA Tier 3,  
operating weight: **28,700 - 30,200 kg**, max crushing force: **150 kN**,  
dozer blade width: **3,650 mm**, dozer blade height: **1,740 mm**.

### H260eco

EU Stage V/U.S. EPA Tier 4(f),  
operating weight: **29,000 - 30,500 kg**, max crushing force: **148 kN**,  
dozer blade width: **3,650 mm**, dozer blade height: **1,740 mm**.

- Double drums** - fewer passes, smooth and dense surface
- Rigid structure** - better crushing strength
- Teeth crushing** - optimized size, shape and number for optimized waste spreading and crushing
- TanaConnect®** - to maximize uptime and improve cost analysis



### H320

EU Stage IIIA/U.S. EPA Tier 3,  
operating weight: **30,900 - 32,400 kg**, max crushing force: **159 kN**,  
dozer blade width: **3,650 mm**, dozer blade height: **1,740 mm**.

### H320eco

EU Stage V/U.S. EPA Tier 4(f),  
operating weight: **31,200 kg - 32,700 kg**, max crushing force: **159 kN**,  
dozer blade width: **3,650 mm**, dozer blade height: **1,740 mm**.



## H380

EU Stage IIIA/U.S. EPA Tier 3,  
operating weight: **36,900 - 40,200 kg**, max crushing force: **197 kN**,  
dozer blade width: **4,510 mm**, dozer blade height: **1,990 mm**.

## H380eco

EU Stage V/U.S. EPA Tier 4(f),  
operating weight: **37,100 - 40,400 kg**, max crushing force: **198 kN**,  
dozer blade width: **4,510 mm**, dozer blade height: **1,960 mm**.

- Double drums** - fewer passes, smooth and dense surface
- Spacious cab** - maximum safety and comfort for the operator
- New TANA Control System (TCS)** - for easier machine operation
- TanaConnect®** - to maximize uptime and improve cost analysis



## H450

EU Stage IIIA/U.S. EPA Tier 3,  
operating weight: **44,400 - 46,600 kg**, max crushing force: **229 kN**,  
dozer blade width: **4,950 mm**, dozer blade height: **2,350 mm**.

## H450eco

EU Stage V/U.S. EPA Tier 4(f),  
operating weight: **44,600 - 46,800 kg**, max crushing force: **230 kN**,  
dozer blade width: **4,950 mm**, dozer blade height: **2,350 mm**.



## TANA LANDFILL COMPACTORS

Superior design. Nonoscillating, rigid frame utilizes the weight of the machine through the full-width drums and the crushing teeth. The end result is a smooth, firmly compacted area. With a TANA landfill compactor you can achieve highest level of compaction and save on average 10%.

---

### H520

EU Stage IIIA/U.S. EPA Tier 3,  
operating weight: **50,400 - 52,600 kg**, max crushing force: **258 kN**,  
dozer blade width: **4,950 mm**, dozer blade height: **2,350 mm**.

### H520eco

EU Stage V/U.S. EPA Tier 4(f),  
operating weight: **50,600 - 52,800 kg**, max crushing force: **259 kN**,  
dozer blade width: **4,950 mm**, dozer blade height: **2,350 mm**.

- Double drums** - fewer passes, smooth and dense surface
- Spacious cab** - maximum safety and comfort for the operator
- New TANA Control System (TCS)** - for easier machine operation
- TanaConnect®** - to maximize uptime and improve cost analysis



### H555

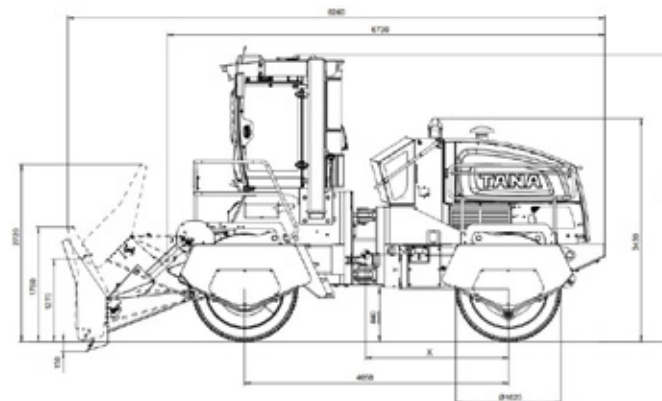
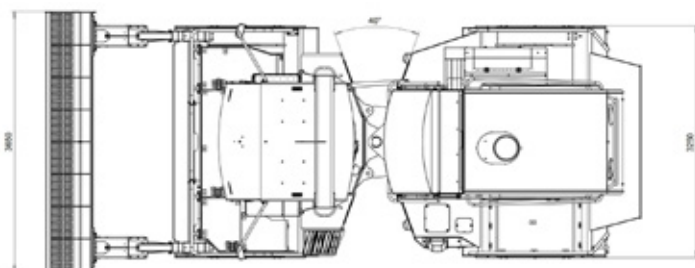
EU Stage IIIA/U.S. EPA Tier 3,  
operating weight: **52,700 - 54,900 kg**, max crushing force: **269 kN**,  
dozer blade width: **4,950 mm**, dozer blade height: **2,350 mm**.

### H555eco

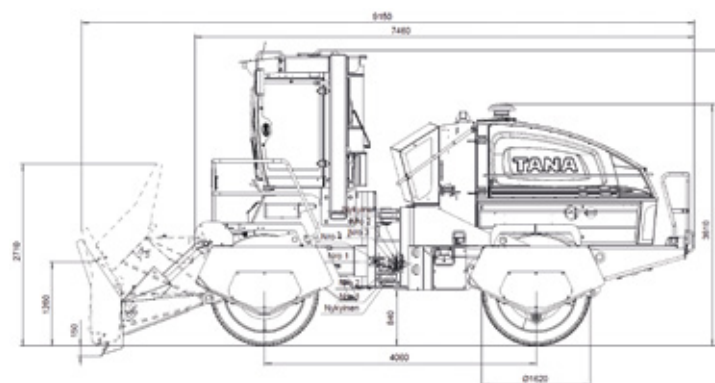
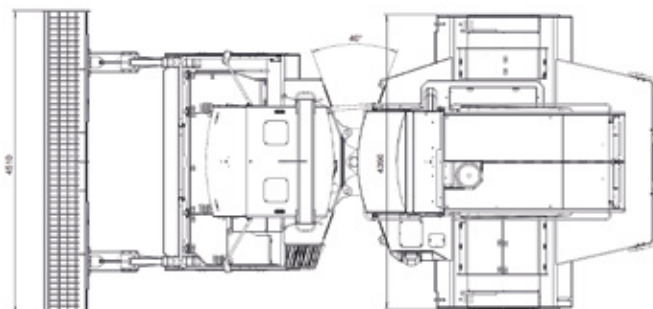
EU Stage V/U.S. EPA Tier 4(f),  
operating weight: **52,900 - 55,100 kg**, max crushing force: **270 kN**,  
dozer blade width: **4,950 mm**, dozer blade height: **2,350 mm**.



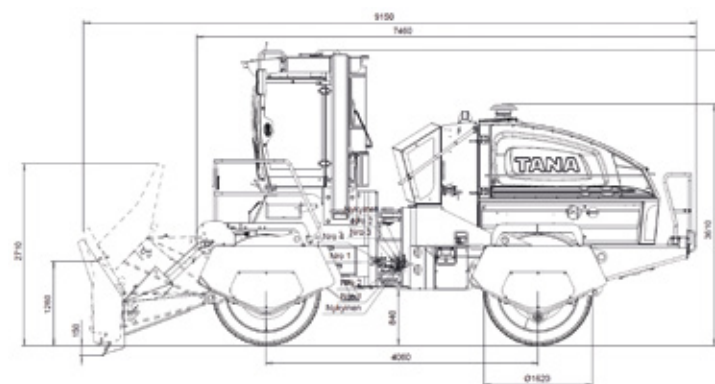
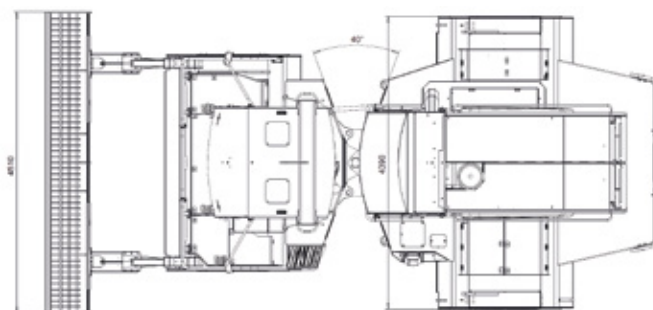
H260 / H260eco  
H320 / H320eco



H380 / H380eco



H450 / H450eco  
H520 / H520eco  
H555 / H555eco



GENERAL SPECIFICATION	H260 <sub>eco</sub>   H260	H320 <sub>eco</sub>   H320	H380 <sub>eco</sub>   H380
Operating Weight	29,000 - 30,500 kg / 28,700 - 30,200 kg	31,200 kg - 32,700 kg / 30,900 - 32,400 kg	37,100 - 40,400 kg / 36,900 - 40,200 kg
Total Length	8,260 mm	8,260 mm	9,320 mm
Total Width	3,650 mm	3,650 mm	4,510 mm
Total Height	4,410 mm	4,410 mm	4,410 mm
Wheelbase	4,050 mm	4,050 mm	4,060 mm
Ground Clearance	840 mm	840 mm	840 mm
Length Without Dozer Blade	6,730 mm	6,730 mm	7,460 mm
Width Without Dozer Blade	3,250 mm	3,250 mm	4,390 mm
Inside Turning Radius	3,880 mm	3,880 mm	3,310 mm
Driving Speed Ranges	0-4 km/h / 0-10 km/h	0-4 km/h / 0-10 km/h	0-4 km/h / 0-10 km/h
Max. Crushing Force	148   150 kN	159   160 kN	197   198 kN
COMPACTION DRUMS	FRONT / REAR DRUM	FRONT / REAR DRUM	FRONT / REAR DRUM
Crushing / Compaction Width	2,660 mm / 2,660 mm	2,660 mm / 2,660 mm	2,660 mm / 3,800 mm
Diameter	1,620 mm	1,620 mm	1,620 mm
No. of Teeth Front/Rear	80/80 pcs	80/80 pcs	80/110 pcs
Height of Teeth	200 mm	200 mm	200 mm
No. of Scapers Bars (Front/Rear)	14/14 pcs	14/14 pcs	14/20 pcs
No. of Wirecutters (Front/Rear)	4/4 pcs	4/4 pcs	4/4 pcs
DOZER BLADE	TANA straight blade, trash screen, reversible cutting edges	TANA straight blade, trash screen, reversible cutting edges	TANA straight blade, trash screen, reversible cutting edges
Width	3,650 mm	3,650 mm	4,510 mm
Height	1,740 mm	1,740 mm	1,990 mm
Movement Above Ground Level	1,270 mm	1,270 mm	1,290 mm
Movement Below Ground Level	150 mm	150 mm	150 mm
POWER PACK			
Engine	Cummins L9-C365   Cummins QSL9-C250	Cummins L9-C365   Cummins QSL9-C325	Cummins X15-C535   Cummins X15-450
Power Rating (SAE J1995)	365 bhp (272kW)@2,100 rpm (H260eco) 250 bhp (186kW)@2,000 rpm (H260)	365 bhp (272kW)@2,100 rpm (H320eco) 325 bhp (242kW)@2100 rpm (H320)	535 bhp (399 kW)@2,100 rpm (H380eco) 535 bhp (399 kW)@2,100 rpm (H380)
Maximum Power	365 bhp (272kW)@2,100 rpm (H260eco) 340 bhp (253kW)@1,900 rpm (H260)	365 bhp (272kW)@2,100 rpm (H320eco) 350 bhp (261kW)@1900 rpm (H320)	580 bhp (433 kW)@1,800 rpm (H380eco) 580 bhp (433 kW)@1,800 rpm (H380)
Maximum Torque	1,561 Nm (1,151 lb-ft)@1,400 rpm (H260eco) 1085 Nm (800lb-ft)@1400 rpm (H260)	1,561 Nm (1,151 lb-ft)@1,400 rpm (H320eco) 1424 Nm (1050lb-ft)@1300-1500 rpm (H320)	2,644 Nm (1,950lb-ft)@1,400 rpm (H380eco) 2,644 Nm (1,950lb-ft)@1,400 rpm (H380)
Displacement	8.9 L	8.9 L	15 L
Engine Data	Six cylinder, turbocharger and aftercooler, liquid cooled EU Stage V/U.S. EPA Tier 4(f) (H260eco) EU Stage IIIA/U.S EPA Tier 3 (H260)	Six cylinder, turbocharger and aftercooler, liquid cooled EU Stage V/U.S. EPA Tier 4(f) (H320eco) EU Stage IIIA/U.S EPA Tier 3 (H320)	Six cylinder, turbocharger and aftercooler, liquid cooled EU Stage V/U.S. EPA Tier 4(f) (H380eco) EU Stage IIIA/U.S EPA Tier 3 (H380)
Hydrostatic Transmission	Variable displacement axial piston tandem pump and motors with electrical proportional control	Variable displacement axial piston tandem pump and motors with electrical proportional control	Variable displacement axial piston tandem pump and motors with electrical proportional control
Fuel Tank	655 liters	655 liters	655 liters
Urea Tank	72 liters	72 liters	72 liters
Cab Air Filtration	Pre-filter grade EU4, Micro filter grade EU11, Active carbon filter grade EU5	Pre-filter grade EU4, Micro filter grade EU11, Active carbon filter grade EU5	Pre-filter grade EU4, Micro filter grade EU11, Active carbon filter grade EU5
Brake system	Hydrostatic transmission acts as service brakes; spring applied hydraulically released parking brakes	Hydrostatic transmission acts as service brakes; spring applied hydraulically released parking brakes	Hydrostatic transmission acts as service brakes; spring applied hydraulically released parking brakes

GENERAL SPECIFICATION	H450 <sub>eco</sub>   H450	H520 <sub>eco</sub> / H520	H555 <sub>eco</sub> / H555
Operating Weight	44,600 - 46,800 kg / 44,400 - 46,600 kg	50,600 - 52,800 kg / 50,400 - 52,600 kg	52,900 - 55,100 kg / 52,700 - 54,900 kg
Total Length	9,510 mm	9,510 mm	9,510 mm
Total Width	4,950 mm	4,950 mm	4,950 mm
Total Height	4,410 mm	4,410 mm	4,410 mm
Wheelbase	4,060 mm	4,060 mm	4,060 mm
Ground Clearance	840 mm	840 mm	840 mm
Length Without Dozer Blade	7,460 mm	7,460 mm	7,460 mm
Width Without Dozer Blade	4,390 mm	4,390 mm	4,390 mm
Inside Turning Radius	3,310 mm	3,310 mm	3,310 mm
Driving Speed Ranges	0-4 km/h / 0-10 km/h	0-4 km/h / 0-10 km/h	0-4 km/h / 0-10 km/h
Max. Crushing Force	229   230 kN	258   259 kN	269   269 kN
COMPACTION DRUMS	FRONT / REAR DRUM	FRONT / REAR DRUM	FRONT / REAR DRUM
Crushing / Compaction Width	3,800 mm / 3,800 mm	3,800 mm / 3,800 mm	3,800 mm / 3,800 mm
Diameter	1,620 mm	1,620 mm	1,620 mm
No. of Teeth Front/Rear	110/110 pcs	110/110 pcs	110/110 pcs
Height of Teeth	200 mm	200 mm	220 mm
No. of Scapers Bars (Front/Rear)	20/20 pcs	20/20 pcs	20/20 pcs
No. of Wirecutters (Front/Rear)	4/4 pcs	4/4 pcs	4/4 pcs
DOZER BLADE	TANA straight blade, trash screen, reversible cutting edges	TANA straight blade, trash screen, reversible cutting edges	TANA straight blade, trash screen, reversible cutting edges
Width	4,950 mm	4,950 mm	4,950 mm
Height	2,350 mm	2,350 mm	2,350 mm
Movement Above Ground Level	1,290 mm	1,290 mm	1,290 mm
Movement Below Ground Level	150 mm	150 mm	150 mm
POWER PACK			
Engine	Cummins X15-C535   Cummins X15-C535	Cummins X15-C535   Cummins X15-C535	Cummins X15-C535   Cummins X15-C535
Power Rating (SAE J1995)	535 bhp (399kW)@2,100 rpm (H450 <sub>eco</sub> ) 535 bhp (399kW)@2,100 rpm (H450)	535 bhp (399 kW)@2,100rpm (H520 <sub>eco</sub> ) 535 bhp (399 kW)@2,100rpm (H520)	535 bhp (399 kW)@2,100rpm (H555 <sub>eco</sub> ) 535 bhp (399 kW)@2,100rpm (H555)
Maximum Power	580 bhp (433 kW)@1,800 rpm (H450 <sub>eco</sub> ) 580 bhp (433 kW)@1,800 rpm (H450)	580 bhp (433 kW)@1,800 rpm (H520 <sub>eco</sub> ) 580 bhp (433 kW)@1,800 rpm (H520)	580 bhp (433 kW)@1,800 rpm (H555 <sub>eco</sub> ) 580 bhp (433 kW)@1,800 rpm (H555)
Maximum Torque	2,644 Nm (1,950 lb-ft) @1,400 rpm (H450 <sub>eco</sub> ) 2,644 Nm (1,950 lb-ft) @1,400 rpm (H450)	2,644 Nm (1,950 lb-ft) @1,400 rpm (H520 <sub>eco</sub> ) 2,644 Nm (1,950 lb-ft) @1,400 rpm (H520)	2,644 Nm (1,950 lb-ft) @1,400 rpm (H555 <sub>eco</sub> ) 2,644 Nm (1,950 lb-ft) @1,400 rpm (H555)
Displacement	15 L	15 L	15 L
Engine Data	Six cylinder, turbocharger and aftercooler, liquid cooled EU Stage V/U.S. EPA Tier 4(f) (H450 <sub>eco</sub> ) EU Stage IIIA/U.S EPA Tier 3 (H450)	Six cylinder, turbocharger and aftercooler, liquid cooled EU Stage V/U.S. EPA Tier 4(f) (H520 <sub>eco</sub> ) EU Stage IIIA/U.S EPA Tier 3 (H520)	Six cylinder, turbocharger and aftercooler, liquid cooled EU Stage V/U.S. EPA Tier 4(f) (H555 <sub>eco</sub> ) EU Stage IIIA/U.S EPA Tier 3 (H555)
Hydrostatic Transmission	Variable displacement axial piston tandem pump and motors with electrical proportional control	Variable displacement axial piston tandem pump and motors with electrical proportional control	Variable displacement axial piston tandem pump and motors with electrical proportional control
Fuel Tank	655 liters	655 liters	655 liters
Urea Tank	72 liters	72 liters	72 liters
Cab Air Filtration	Pre-filter grade EU4, Micro filter grade EU11, Active carbon filter grade EU5	Pre-filter grade EU4, Micro filter grade EU11, Active carbon filter grade EU5	Pre-filter grade EU4, Micro filter grade EU11, Active carbon filter grade EU5
Brake system	Hydrostatic transmission acts as service brakes; spring applied hydraulically released parking brakes	Hydrostatic transmission acts as service brakes; spring applied hydraulically released parking brakes	Hydrostatic transmission acts as service brakes; spring applied hydraulically released parking brakes

**TANA**

# CONTACT US

**Tana Oy**

P.O. Box 160  
Schaumanin puistotie 1  
FI-40101 Jyväskylä  
Finland  
Tel. +358 20 7290 240  
E-mail: [mail@tana.fi](mailto:mail@tana.fi)  
[www.tana.fi](http://www.tana.fi)

Your local Tana distributor:

**TANA FROM WASTE TO VALUE®**