

TANA

TANA HAMMERHEAD

TANA FROM WASTE TO VALUE®

Foreword



At Tana, we believe that real innovation is built on understanding our customers' evolving needs. The TANA Hammerhead is designed specifically to deliver greater efficiency and throughput for high volume waste streams, such as wood waste, green waste, and municipal solid waste.

Built on the proven foundation of the TANA Shark series, the Hammerhead combines trusted reliability with a faster rotor and optimized performance for handling large volumes of lighter materials. It offers the perfect balance of efficiency, adaptability, and large volume materials, helping you maximize output while maintaining operational flexibility.

As the demand for recycling and material recovery grows, the TANA Hammerhead empowers your business to meet the challenge with confidence.



Superior efficiency and throughput

TANA Hammerhead delivers more material processed in the same amount of time, thanks to its optimized rotor design and smart engineering, maximizing productivity and material flow on every job site.

Versatility without compromise

Designed to handle both light and demanding materials, the Hammerhead offers a rare combination of efficiency, torque, and adaptability, all in one shredder unit.

Proven technology, enhanced performance

Built on the trusted TANA shredder features, the Hammerhead is based on proven Tana technology, ensuring easy maintenance, reduced spare part needs, and a lower total cost of ownership.

Built for high performance

High rotor speed for maximum output

The TANA Hammerhead's 40 RPM rotor is built for maximum efficiency and throughput helping you process more material. Designed especially for large waste streams like wood, green waste, and municipal solid waste, it keeps your operations moving reliably and productively. The Hammerhead is available with either an electric drive or a diesel engine to meet your specific site requirements.

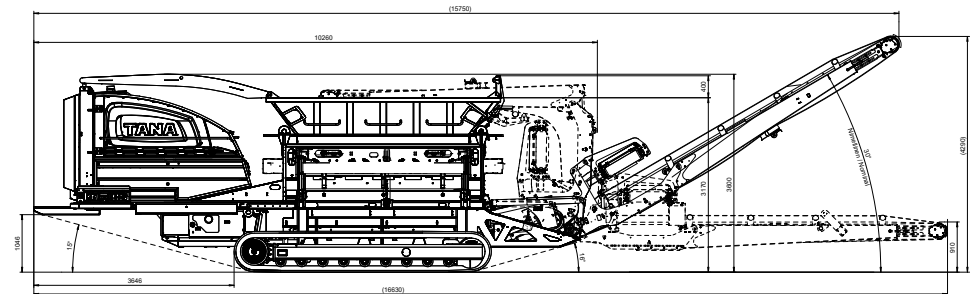
Adaptability without limits

While optimized for high volume waste streams, the Hammerhead's high torque also enables it to handle challenging items like tires and mattresses when needed. With a balance of speed and torque, it delivers consistent performance across diverse applications. Available as a mobile or a stationary solution unit with wheels or tracks, it easily adapts to any worksite.

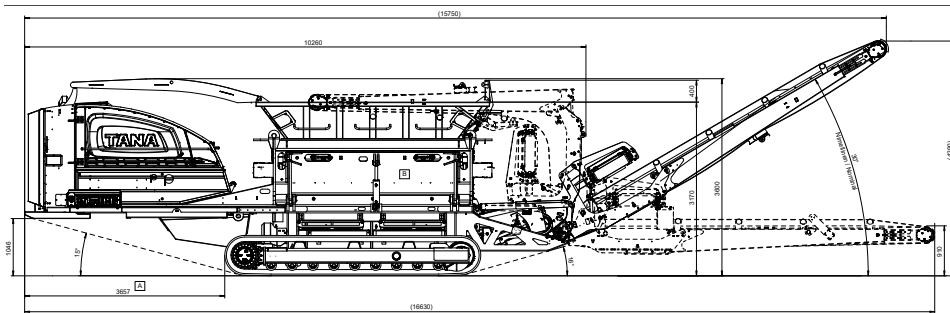
Trusted engineering, optimized for lighter materials

The Hammerhead is built on the trusted performance of TANA Shark shredders, combining proven components with specialized upgrades for lighter waste processing. Shared parts ensure easy maintenance, excellent spare part availability, and a low total cost of ownership. Designed with the same durability and reliability that define the TANA brand, Hammerhead offers a sustainable and efficient solution for high-volume shredding operations.

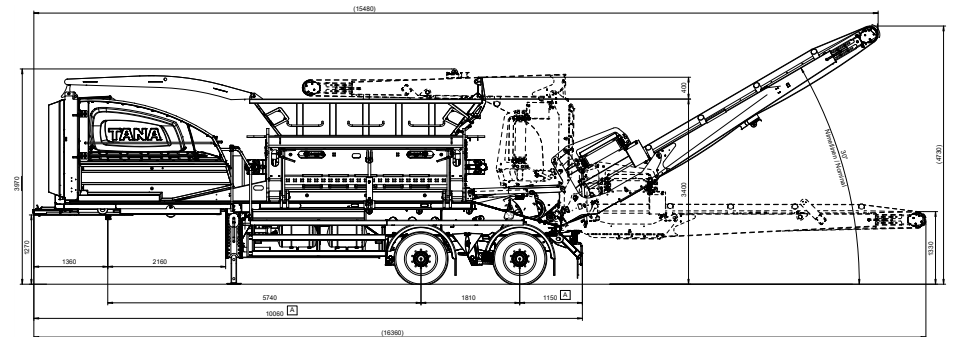
Technical dimensions



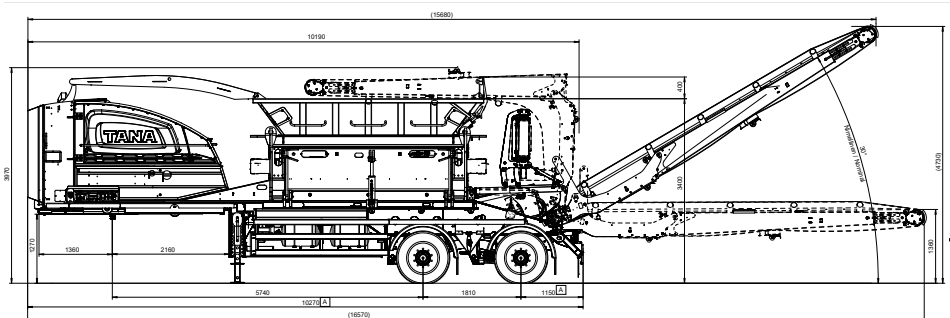
Hammerhead ET



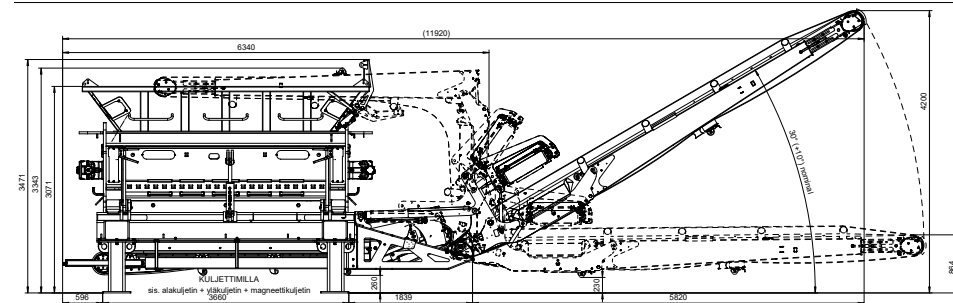
Hammerhead DT



Hammerhead EM



Hammerhead D



Hammerhead E

HAMMERHEAD DIESEL MODELS

General information	DT (Tier 3, Stage V)	D (Tier 3, Stage V)
Operating weight, kg*	30200 / 30400	27300 / 27500
Total length in transportation, mm**	10260	10270
Total length in operation, mm	15750	15680
Total width, mm	2550	2530
Total height in transportation, mm	3600	3950
Rotor shaft type	single shaft	single shaft
Conveyor belt speed (max. m/s)	3	3
Conveyor width, mm	1000	1000
Discharge & transfer conveyor length, mm	5480, 7050	5480, 7050
Conveyor height on operation, mm**	4290	4730
Integrated scale	x	x
Remote control	x	option
Maximum velocity km /h(models with tracks)	2,5	
Engine and power transmission		
Motor & efficiency	Cummins X15 - Fulfills Tier 3, EU Stage IIIA - Fulfills Tier 4 final, EU Stage V	Cummins X15 - Fulfills Tier 3, EU Stage IIIA - Fulfills Tier 4 final, EU Stage V
Power rating (SAE J1995)	399 kW (535 bhp) @ 2100 rpm	399 kW (535 bhp) @ 2100 rpm
Displacement (l), number of cylinders	15, 6	15, 6
Fuel tank (l)	720	755
Urea tank (l) (Stage V only)	56	56
Rotor drive gears, pcs	2	2
Nominal rotor torque, kNm	310	310
Infeed hopper		
Loading height, mm	3170	3400
Volume, m³	5	5
Shredding tools		
Rotor shredding length, mm	3000	3000
Rotor speed max, rpm	40	40
Rotor diameter, mm	920	920
Rotor knives, pcs	33 / 44 (option)	33 / 44 (option)
Counter knives, pcs	23	23
Rotor knife type	Bolt-on, reversible knife	Bolt-on, reversible knife
Rotor knife size, mm	115 x 70	115 x 70
Examples of optional equipment:		
Overband magnet	x	x
Conveyor side covers	x	x
Rotor screen sizes (mm)	50-275	50-275

Technical specification D133847/14.3.2025
Weights and measurements are given within normal tolerances limits. The manufacturer reserves the right for any changes.

* Operating weight includes the basic machine (fuel tank full)
** When at 30° nominal working angle

HAMMERHEAD ELECTRIC MODELS

General information	ET	EM	E
Operating weight, kg *	31900	27400	24500
Total length in transportation, mm**	10260	10060	6340
Total length in operation, mm	15750	15480	11900
Total width, mm	2550	2530	2420
Total height in transportation, mm	3600	3970	3340
Rotor shaft type	single shaft	single shaft	single shaft
Conveyor belt speed (max. m/s)	3	6.71	3
Conveyor width, mm	1000	1000	1000
Discharge & transfer conveyor length, mm	5480, 7050	5480, 7050	..***
Conveyor height on operation, mm**	4290	4730	-
Integrated scale	x	x	x
Remote control	x	option	option
Maximum velocity (models with tracks)	1,3		
Electric motor and power transmission			
Motor & efficiency	VEM, IE4 Doosan D34	VEM, IE4	VEM, IE4
AUX diesel engine (ET only)	- Fulfills Tier 4 final, EU Stage V		
Power rating (SAE J1995)	2 x 160 kW**** / 2 x 175 kW*****	2 x 160 kW**** / 2 x 175 kW*****	2 x 160 kW**** / 2 x 175 kW*****
Fuel tank (l) (ET only)	55	-	-
Electrical connection/earthing	TN-C	TN-C	TN-C
Main fuse size	630 A	630 A	630 A
Rotor drive gears, pcs	2	2	2
Nominal rotor torque, kNm	310	310	310
Infeed hopper			
Loading height, mm	3170	3400	2860
Volume, m³	5	5	5
Shredding tools			
Rotor shredding length, mm	3000	3000	3000
Rotor speed max, rpm	37	37	37
Rotor diameter, mm	920	920	920
Rotor knives, pcs	33 / 44 (option)	33 / 44 (option)	33 / 44 (option)
Counter knives, pcs	23	23	23
Rotor knife type	Bolt-on, reversible knife	Bolt-on, reversible knife	Bolt-on, reversible knife
Rotor knife size, mm	115 x 70	115 x 70	115 x 70
Examples of optional equipment:			
Overband magnet	x	x	x***
Conveyor side covers	x	x	x
Rotor screen sizes (mm)	50-275	50-275	50-275

*** Underband, overband or both conveyors sold as an option for the E model
**** 50Hz / 400 V ***** 60 Hz / 480 V UL

We are here for you



We know our responsibility and machines

Tana Oy is an environmental technology company that promotes sustainable development by providing smart equipment and solutions for solid waste management. It is a matter of honor for us that our customers share the feeling of confidence. We put serious effort into proactive maintenance because we want to keep our promise. We ensure that the Authorized Tana Distributors around the world have the best tools for taking excellent care of TANA customers.

1970

The beginning

The first purpose build landfill compactor with two full-width iron drums was manufactured for an exhibition in Hannover.

1995-2006

Brave decisions and actions

Waste management changed and new solutions were needed. The first slow speed shredder was introduced in 2006.

2008

Intelligence

We wanted to be one step ahead with IoT and decided to equip our machines with intelligence. TANA ProTrack® was launched.

2025

Evolving vision

To deliver maximum value to our customers by offering the best fit-for-purpose mobile waste equipment and local life cycle services.



TANA

CONTACT US

Tana Oy

P.O.Box 160
Schaumanin puistotie 1
FI-40101 Jyväskylä
Tel. +358 20 7290 240
mail@tana.fi
www.tana.fi

Your local Tana distributor:



TANA FROM WASTE TO VALUE®